

Injecting Convenience

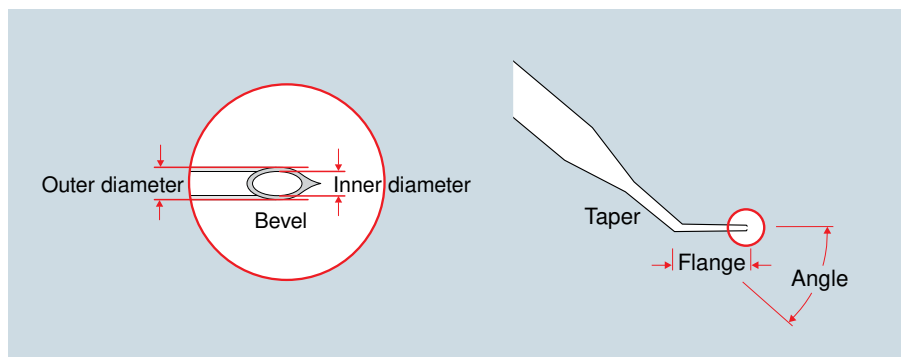

Ready-to-use capillaries for micromanipulation and microinjection



Microcapillaries are complex structures (e.g. TransferTip® (ES)). Producing them is time-consuming, tedious, and costly because it includes multiple steps and instruments.

Eppendorf Glass Microcapillaries

- > Ready-to-use and individually packaged
- > High batch-to-batch production consistency (100% visual inspection)
- > Sterilized via validated gamma irradiation to SAL 10^{-6}
- > Assorted capillaries tested for cytotoxicity (MEA) and endotoxins/pyrogens (LAL)
- > Designed to optimize experiment outcome by minimal cell/organism trauma, fine fluid control and high force transfer
- > Fit into all capillary holders with standard diameter
- > Intended for research use only



Ready-to-Use Microcapillaries – Less Prep, More Experiments

Microcapillary production – a tedious, costly, and time-consuming handcraft

A significant amount of time in micromanipulation applications is spent producing the right microcapillaries with high reproducibility. This is especially true with precious samples, where maximizing survival rate and success ratio is essential. Depending on the microcapillary needed, the production includes sourcing of raw material, pulling the capillaries, tapering the tips, bevelling the tips, and fire-polishing the base.

It also includes maintaining several costly instruments with low net usage time that need constant, tedious optimization by skilled professionals. Eppendorf microcapillaries are ready-to-use, providing researchers with more time for experiments.

Safe time and costs: Ready-to-use consistency

All Eppendorf microcapillaries are produced ready-to-use with high batch-to-batch production consistency within narrow specifications. All glass capillaries are inspected for particles and for fulfilling geometrical specifications. A heat-polished base ensures maximum lifetime and leak tightness of capillary holder seals.

Mimimize experiment interference: Sterility, cytotoxicity, and endotoxins

Individually packaged and sealed microcapillaries are sterilized by gamma irradiation. The achieved sterility assurance level (SAL) of 10^{-6} is the same necessary for surgical instruments. Assorted microcapillaries are also tested for cytotoxicity and endotoxins/pyrogens by sensitive MEA- and LAL-tests.



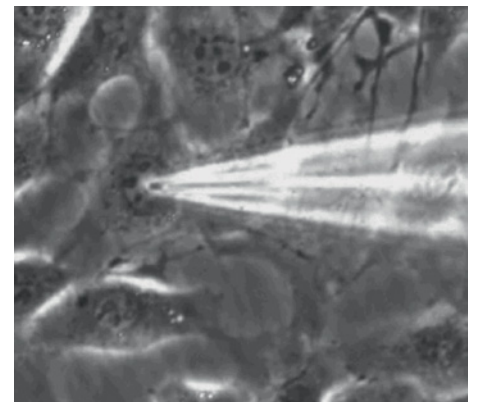
Microinjection into oocytes, embryos and small organisms

- > Production of genetically modified animals using pronuclear and cytoplasmic injection (e.g. CRISPR & TALEN)
- > Applications in animal reproductive medicine (e.g. mouse ICSI)
- > Serial injection into fish embryos (e.g. Zebrafish, Medaka)
- > Injection into *C. elegans*, other worms, insects, etc.



Removal or cell transfer

- > Stem cell transfer
- > Nuclear transfer
- > Transplantation of cells
- > Selection and isolation of individual cells (e.g. biopsies)
- > Single cell picking

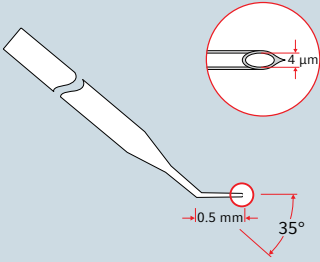


Other application examples

- > Semi-automatic microinjection into adherent cells
- > Injection into 3D cell culture or organoids
- > Positioning and selection of microparticles
- > Microdissection of chromosomes, etc.
- > Automatic dispensing of cell suspensions or solutions

Cell transfer capillaries

TransferTip RP (ICSI)



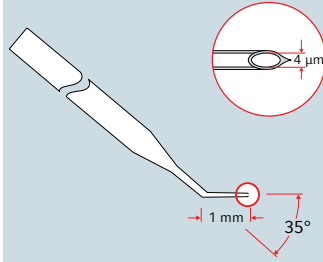
Applications

- > Sperm transfer into oocytes

Description

- > 4 μm inner diameter
- > 35° tip angle
- > 0.5 mm flange length
- > Fine tapered and rigid tip flange for optimal cell penetration
- > Heat-formed spike eases penetration
- > Sterilized via validated gamma irradiation
- > Non-cytotoxic (as proven by mouse embryo assay)
- > Capillary safe for optimum protection

TransferTip R (ICSI)



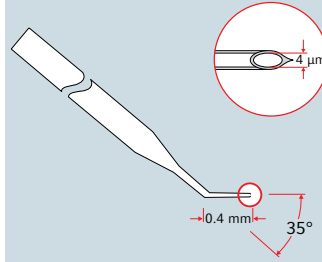
Applications

- > Sperm transfer into oocytes

Description

- > 4 μm inner diameter
- > 35° tip angle
- > 1 mm flange length
- > Rigid tip flange for successful penetration
- > Heat-formed spike eases penetration
- > Sterilized via validated gamma irradiation
- > Non-cytotoxic (as proven by mouse embryo assay)
- > Capillary safe for optimum protection

TransferTip F (ICSI)



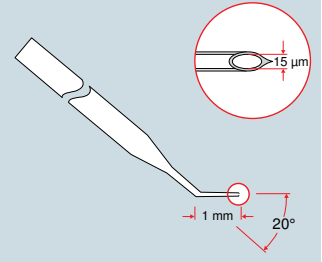
Applications

- > Sperm transfer into oocytes

Description

- > 4 μm inner diameter
- > 35° tip angle
- > 0.4 mm flange length
- > Fine tapered and flexible tip flange for minimal cell trauma
- > Heat-formed spike eases penetration
- > Sterilized via validated gamma irradiation
- > Non-cytotoxic (as proven by mouse embryo assay)
- > Capillary safe for optimum protection

TransferTip (ES)



Applications

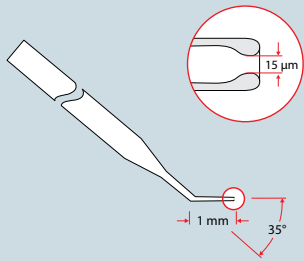
- > Transfer of ES cells into mouse blastocyst or morula

Description

- > 15 μm inner diameter
- > 20° tip angle
- > Rigid flange, 1 mm length
- > Heat-formed spike eases penetration
- > Sterilized via validated gamma irradiation
- > Capillary safe for optimum protection

Holding capillaries

VacuTip I



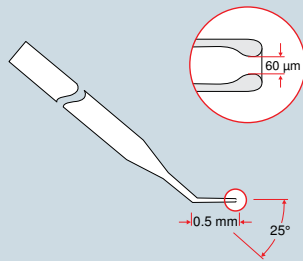
Applications

- > For holding oocytes, blastocysts, etc.

Description

- > 15 μm inner diameter
- > 100 μm outer diameter
- > 35° tip angle
- > Flange length 1 mm
- > Smooth, rounded tip end for gentle holding
- > Sterilized via validated gamma irradiation
- > Non-cytotoxic (as proven by mouse embryo assay)
- > Capillary safe for optimum protection

VacuTip II



Applications

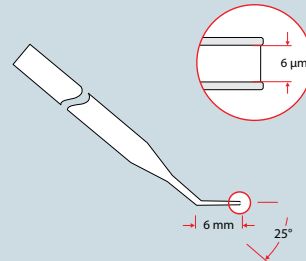
- > For holding oocytes, blastocysts, etc.

Description

- > 60 μm inner diameter
- > 110 μm outer diameter
- > 25° tip angle
- > Flange length 0.5 mm
- > Smooth rounded tip end for gentle holding
- > Sterilized via validated gamma irradiation
- > Non-cytotoxic (as proven by mouse embryo assay)
- > Capillary safe for optimum protection

Capillaries for Piezo-assisted cell transfer

Piezo Drill Tip Mouse ICSI



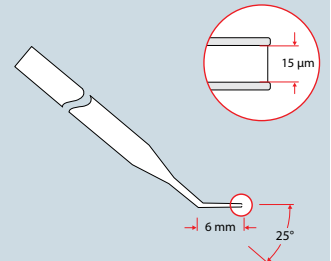
Applications

- > Piezo-assisted transfer of sperms into mouse oocytes

Description

- > 6 μm inner diameter
- > 25° tip angle for optimal pulse transfer
- > 6 mm flange length
- > Non-polished, blunt tip end for optimal piezo pulse force transfer and minimal trauma
- > Sterilized via validated gamma irradiation
- > Capillary safe for optimum protection

Piezo Drill Tip ES



Applications

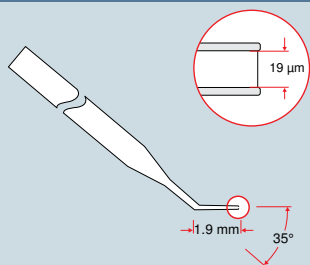
- > Piezo-assisted transfer of embryonic stem cells into blastocysts

Description

- > 15 μm inner diameter
- > 25° tip angle for optimal pulse transfer
- > 6 mm flange length
- > Non-polished, blunt tip end for optimal piezo pulse force transfer and minimal trauma
- > Sterilized via validated gamma irradiation
- > Capillary safe for optimum protection

Biopsy tips

Biopsy Tip I



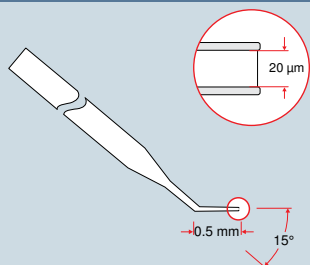
Applications

- > Laser-assisted biopsy of cells and organelles

Description

- > 19 µm inner diameter
- > 35° tip angle
- > 1.9 mm flange length
- > Rounded tip end to minimize oolemma trauma
- > Sterilized via validated gamma radiation
- > Non-cytotoxic (as proven by mouse embryo assay)
- > Capillary safe for optimum protection

Biopsy Tip II



Applications

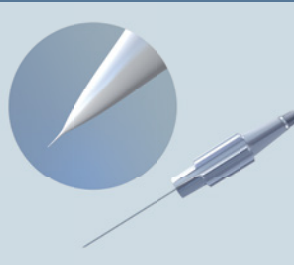
- > Laser-assisted biopsy of cells and organelles

Description

- > 20 µm inner diameter
- > 15° tip angle
- > 0.5 mm flange length
- > Rounded tip end to minimize oolemma trauma
- > Sterilized via validated gamma irradiation
- > Non-cytotoxic (as proven by mouse embryo assay)
- > Capillary safe for optimum protection

Microinjection capillaries

Femtotips®



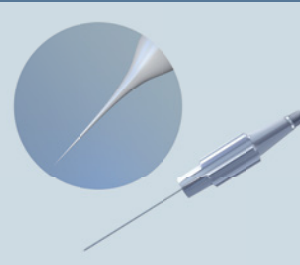
Applications

- > Injection into adherent cells
- > Near-surface injection into oocytes, early stage embryos (e.g. Medaka fish) and smaller organisms

Description

- > 0.5 µm inner diameter
- > Screw-in thread for quick assembly into FemtoJet capillary holder
- > Sterile
- > 100% individual testing of every Femtotip using a flow parameter
- > Safe transport packaging

Femtotips II



Applications


- > Injection into adherent cells
- > Deep injection into mammalian oocytes, early stage embryos (e.g. Zebrafish) and smaller organisms

Description

- > 0.5 µm inner diameter
- > Screw-in thread for quick assembly into FemtoJet capillary holder
- > Sterile
- > 100% individual testing of every Femtotip using a flow parameter
- > Safe transport packaging



Microloader™



Applications

- > Pipette tip for back-filling of Femtotips and other microcapillaries

Description

- > Extremely long, fine and flexible tip for filling of microcapillaries for microinjection and where additional reach is needed
- > Microloader tips and rack autoclavable
- > Highest precision and accuracy when used with Eppendorf pipettes for 0.5 to 10 µL (gray control button)



Learn more: [eppendorf.com/microcapillaries](https://www.eppendorf.com/microcapillaries)

Ordering information

Description	Order no.
TransferTip® RP (ICSI) , for sperm injection using the ICSI technique, set of 25	5195 000.010
TransferTip® F (ICSI) , for sperm injection using the ICSI technique, set of 25	5195 000.001
TransferTip® R (ICSI) , for sperm injection using the ICSI technique, set of 25	5195 000.028
TransferTip® (ES) , for ES cell transfer, set of 25	5195 000.079
VacuTip I , holding capillary, set of 25	5195 000.036
VacuTip II , holding capillary, set of 25	5195 000.044
Piezo Drill Tip Mouse ICSI , for piezo-assisted mouse ICSI, set of 25	5195 000.087
Piezo Drill Tip ES , for piezo-assisted mouse ES cell transfer, set of 25	5195 000.095
Femtotips® , injection capillary, set of 20	5242 952.008
Femtotips® II , injection capillary, set of 20	5242 957.000
Biopsy Tip I , capillary for laser-assisted biopsy of cells and organelles, set of 25	5195 000.052
Biopsy Tip II , capillary for laser-assisted biopsy of cells and organelles, set of 25	5195 000.060
Microloader™ , tip for filling Femtotips® and other glass microcapillaries, 192 pcs. (2 racks × 96 pcs.)	5242 956.003

All products are intended for research use only.

Micromanipulation System

InjectMan® 4 and TransferMan® 4r

Due to their intuitive and user-friendly operation Eppendorf micromanipulators enable you to perform even demanding applications. Customizable smart functions help to simplify and speed up your work.



FemtoJet® 4i/x

With regard to precision and reliability our electronic microinjectors are setting standards in microinjection. They can be coupled electronically to the InjectMan or TransferMan 4r, e.g., for semi-automatic injection.



CellTram® 4r Air/Oil

Our manual microinjectors have been designed for ultimate operational comfort and highest precision. They are ideal for safe and intuitive handling of your sample.



Explore Eppendorf Micromanipulation Systems and Solutions:
www.eppendorf.com/cellmanipulation



Your local distributor: www.eppendorf.com/contact

Eppendorf AG · Barkhausenweg 1 · 22339 Hamburg · Germany
eppendorf@eppendorf.com · www.eppendorf.com

www.eppendorf.com

Eppendorf®, the Eppendorf Brand Design, TransferTip®, TransferMan®, InjectMan®, Femtotips®, FemtoJet® and CellTram® are registered trademarks of Eppendorf AG, Germany. Microloader™ is a trademark of Eppendorf AG, Germany. All rights reserved, including graphics and images · Copyright © 2018 by Eppendorf AG
Order No.: AQ41211020/EN2/ST/STEF/EAG.